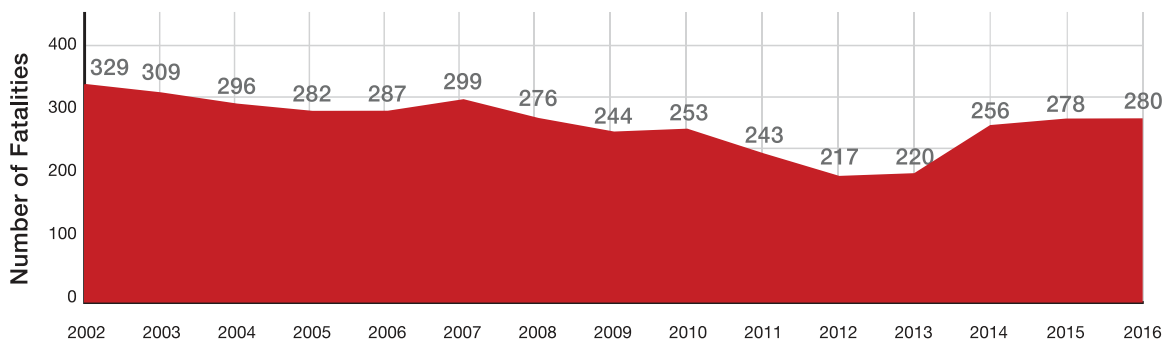



zero[®] Fatalities

A Goal We Can All Live With




FATALITY TYPE

(a fatality may appear in multiple categories)

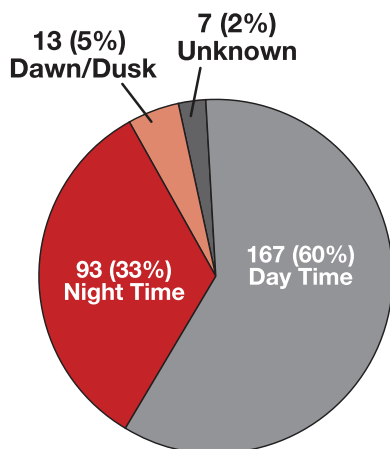


HOLIDAY WEEKEND FATALITIES

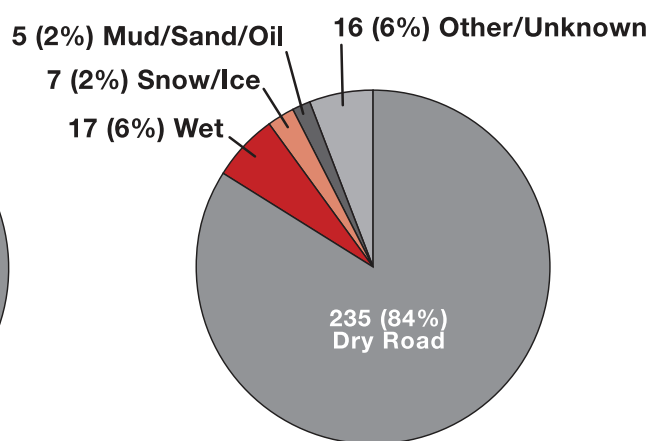


Zero[®] Fatalities

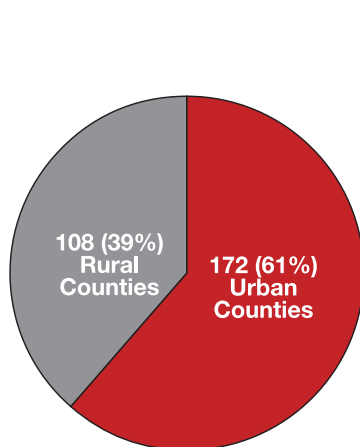
A Goal We Can All Live With



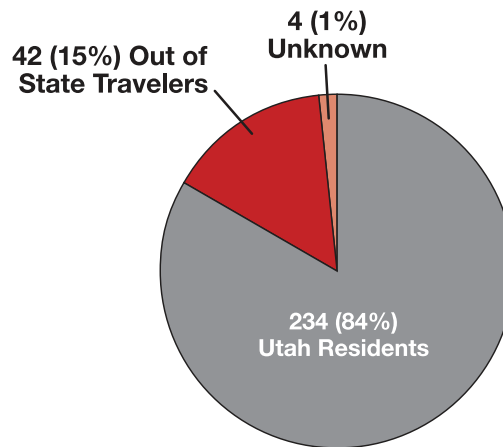
Light Condition



Roadway Surface Condition



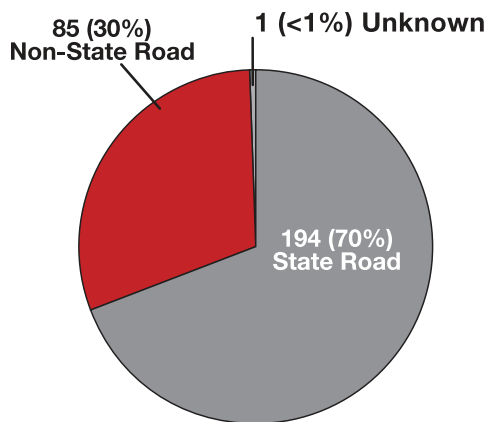
Urban vs Rural
Fatalities



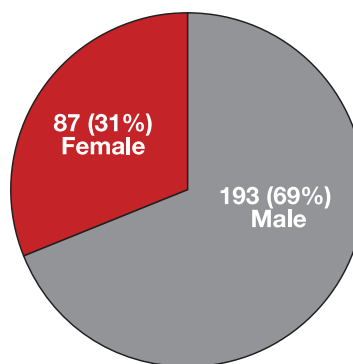
Utah Residents vs
Out-of-State Travelers

zero[®] Fatalities

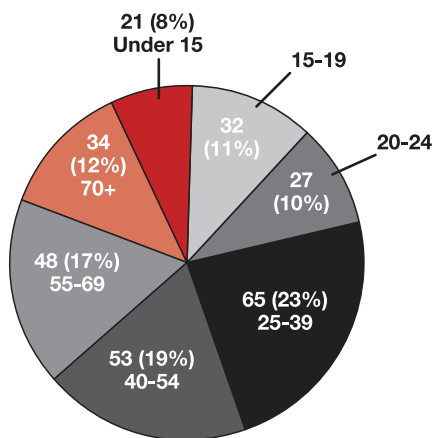
A Goal We Can All Live With



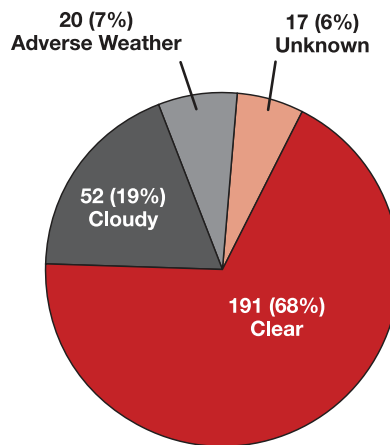
Jurisdiction



Male and Female
Fatalities




Age Breakdown



Weather Condition

FATALITIES BY COUNTY



UNRESTRAINED FATALITIES BY COUNTY (shoulder belts, lap belts or child safety seats)


Utah	●●●●●●●●●●●●●●	12
Salt Lake	●●●●●●●●●●●●	11
Tooele	●●●●●●●●●●●	10
Sevier	●●●●●●●	6
San Juan	●●●●●●	5
Washington	●●●●●●	5
Box Elder	●●●●●	4
Cache	●●●●●	4
Davis	●●●●●	4
Garfield	●●●●●	4
Weber	●●●●●	4
Sanpete	●●●●	3
Carbon	●●	2
Emery	●●	2
Juab	●●	2
Millard	●●	2
Grand	●	1
Iron	●	1
Piute	●	1
Summit	●	1
Uintah	●	1
Wasatch	●	1
Total		86

FATALITIES BY ROAD State Roads Only (page 2 of 2)

SR 130	●	1
SR 132	●	1
SR 143	●	1
SR 162	●	1
US 163	●●●●●	5
SR 165	●●●	3
SR 171	●●●	3
SR 172	●●●●	4
SR 173	●●	2
SR 178	●	1
SR 186	●	1
US 189	●●●	3
SR 190	●	1
US 191	●●●●●●	6
SR 201	●●●●●●	6
SR 203	●●	2
SR 204	●●	2
SR 209	●	1
SR 210	●	1
I-215	●●	2
SR 218	●	1
SR 224	●	1
SR 235	●	1
SR 252	●	1
SR 257	●	1

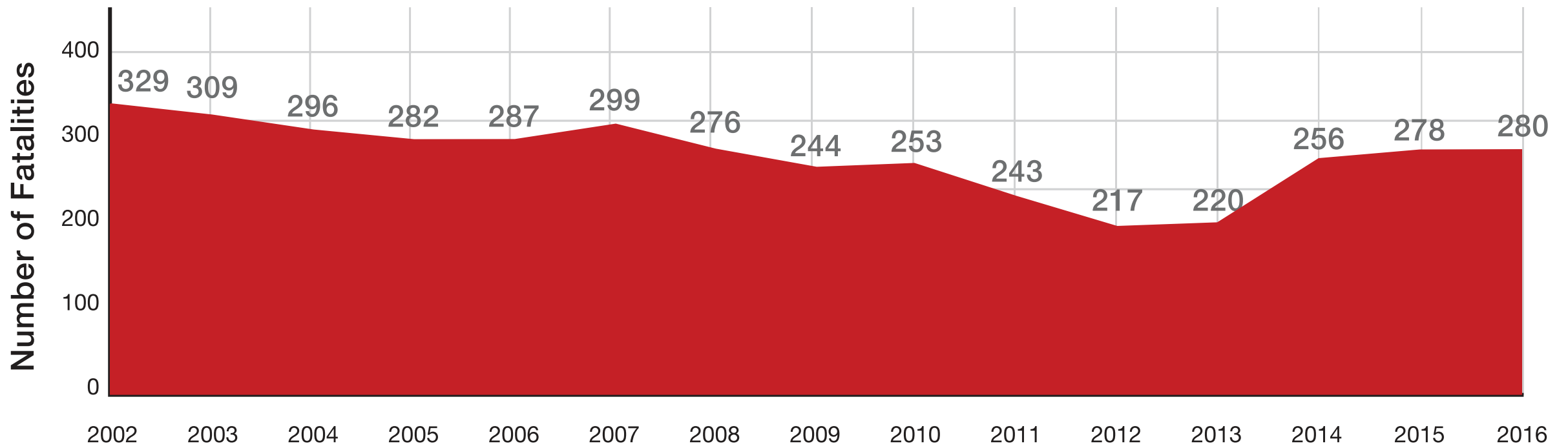
(Continued - page 2 of 2)

280 LIVES WERE LOST ON UTAH ROADS IN 2016



zero Fatalities[®]
A Goal We Can All Live With


*Preliminary Data



zero Fatalities[®]
A Goal We Can All Live With

*Preliminary Data

FATALITIES ON UTAH ROADS IN 2016



69%

Men




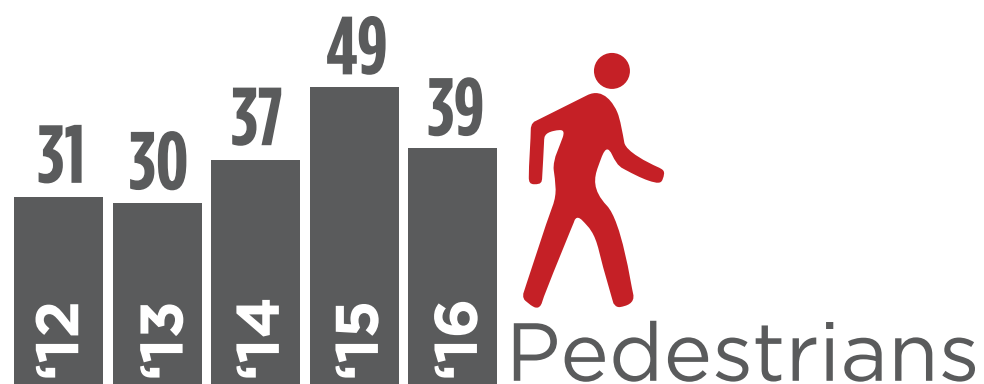

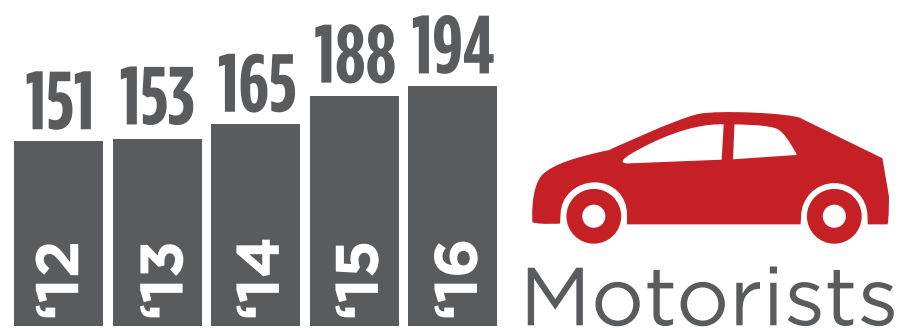
31%

Women

zero Fatalities[®]
A Goal We Can All Live With

*Preliminary Data

FATALITIES ON UTAH ROADS IN 2016



zero[®]
Fatalities

A Goal We Can All Live With



WE'RE ALL RESPONSIBLE

*Preliminary Data

LIVES LOST ON UTAH ROADS IN 2016

21 

Drowsy Driving

22 

Distracted Driving

76 

Aggressive Driving
62 of which involved speed

77 

Alcohol Impaired/
Drug Positive Driving


86 

Unrestrained

zero Fatalities[®]
A Goal We Can All Live With

*Preliminary Data

FATALITIES ON UTAH ROADS IN 2016



zero[®]
Fatalities


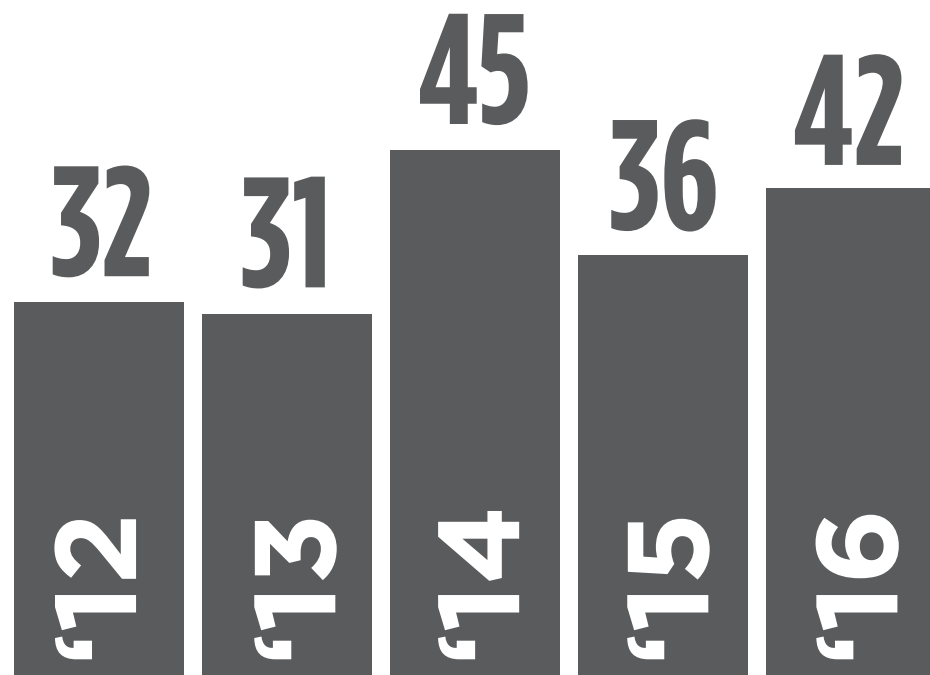
A Goal We Can All Live With



WE'RE ALL RESPONSIBLE

*Preliminary Data

FATALITIES ON UTAH ROADS IN 2016



Motorcyclists

zero[®]
Fatalities

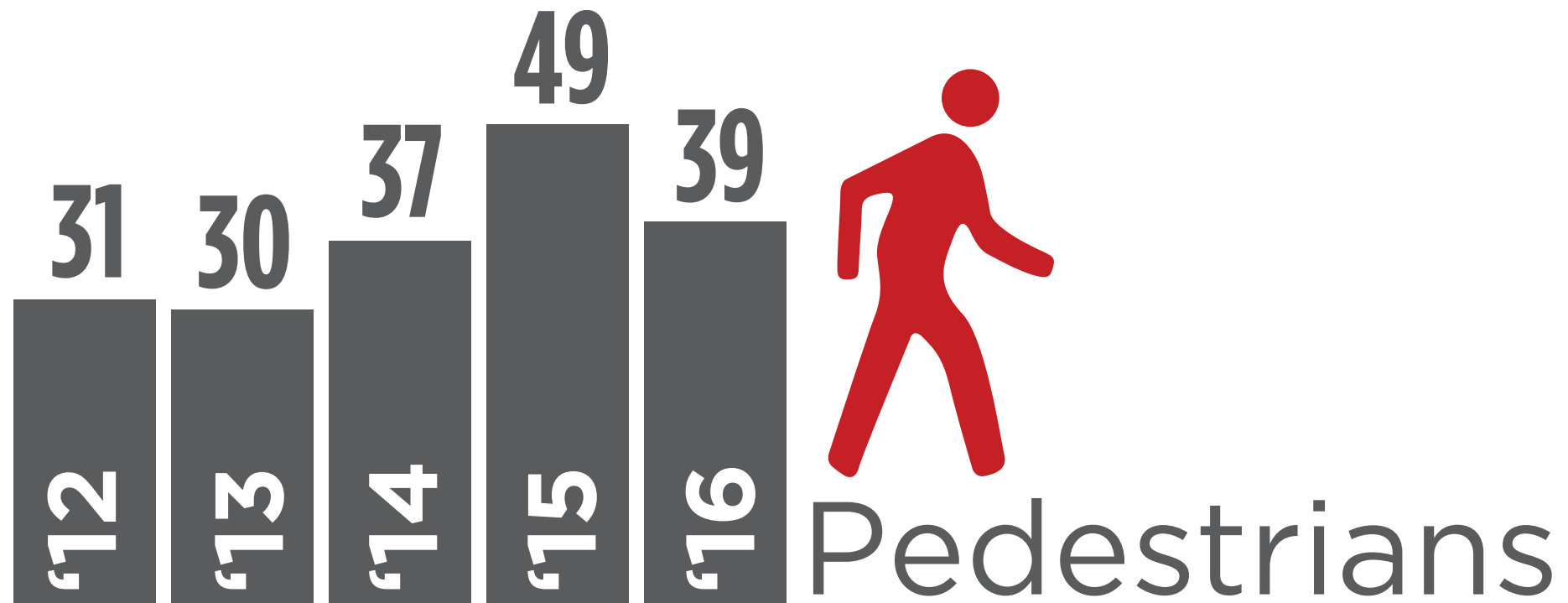
A Goal We Can All Live With



WE'RE ALL RESPONSIBLE

*Preliminary Data

FATALITIES ON UTAH ROADS IN 2016



zero[®]
Fatalities

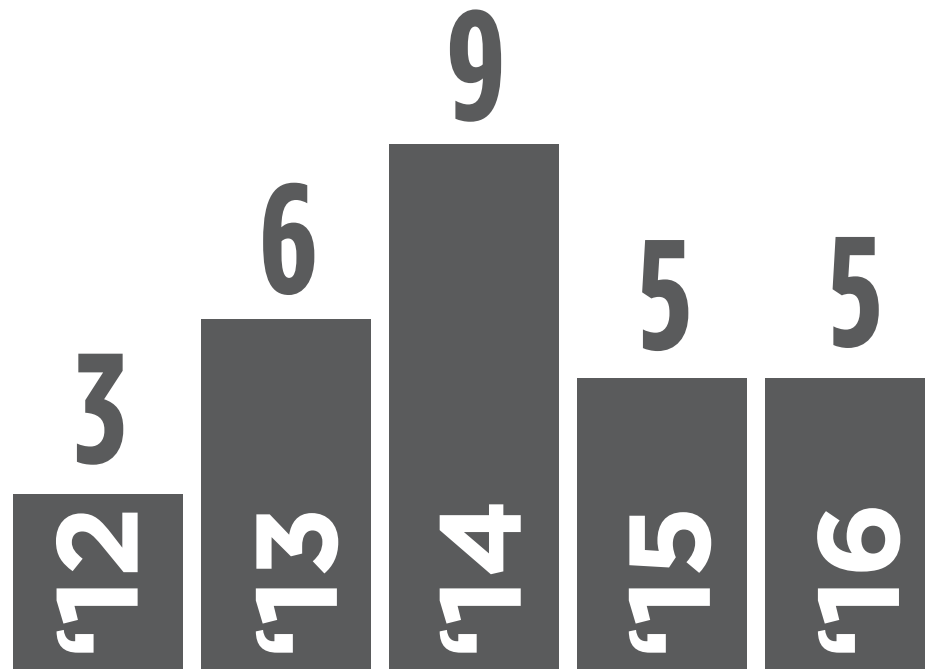
A Goal We Can All Live With



WE'RE ALL RESPONSIBLE

*Preliminary Data

FATALITIES ON UTAH ROADS IN 2016



Bicyclists

zero[®]
Fatalities

A Goal We Can All Live With



WE'RE ALL RESPONSIBLE

*Preliminary Data

IN 2016 THERE WERE
186 DAYS

————— WITH —————

zero Fatalities[®]